

Noah's Ark

R J E S R O H T R N C T L T N T N R
 C P T C N R E X J K D N M D R K M R
 K A N Q R C L J R R E R P A M A L L
 B X M P W O E X X A E R H K Y H Z L
 M T K E P V P T M V R P C W L K M N
 D N N P L Y H F M D F O M O N K E Y
 P T I N T N A F L R B K O L H B J O
 E H P W Z R N T Y A Y M R S R G D P
 T L R E G I T A K A M P Q J T O D P
 I V T N T L B O M L T I L H N E H O
 B Q T R D J H G E Q L Y N K Z B R S
 B X T T U C Z R N I H R E G T K M U
 A W L T I T R E O Z A Y Z K O M C M
 R C O R M I V N L C P G Q F R K T K
 H W T C U A C T C M C Q D K L U Z D
 R S L Q R R R O F W M D T P Y T T Z
 O G S M W T O D O V E Y X T C H Q H
 V F J J C N L H Y F T C H I C K E N

www.catholicpuzzles.com © 2010

Aardvark

Camel

Chicken

Cow

Deer

Dog

Doukey

Dove

Elephant

Flamingo

Goat

Hippo

Horse

Lion

Llama

Monkey

Opposum

Ostrich

Rabbit

Raccoon

Raven

Rooster

Squirrel


Tiger

Turkey

Turtle

God Made a Promise to Noah Color by Number

Color each section by the colors shown in the list at the bottom of the page. If you don't have all of the colors listed or find an area that's not numbered, make your best color choice.



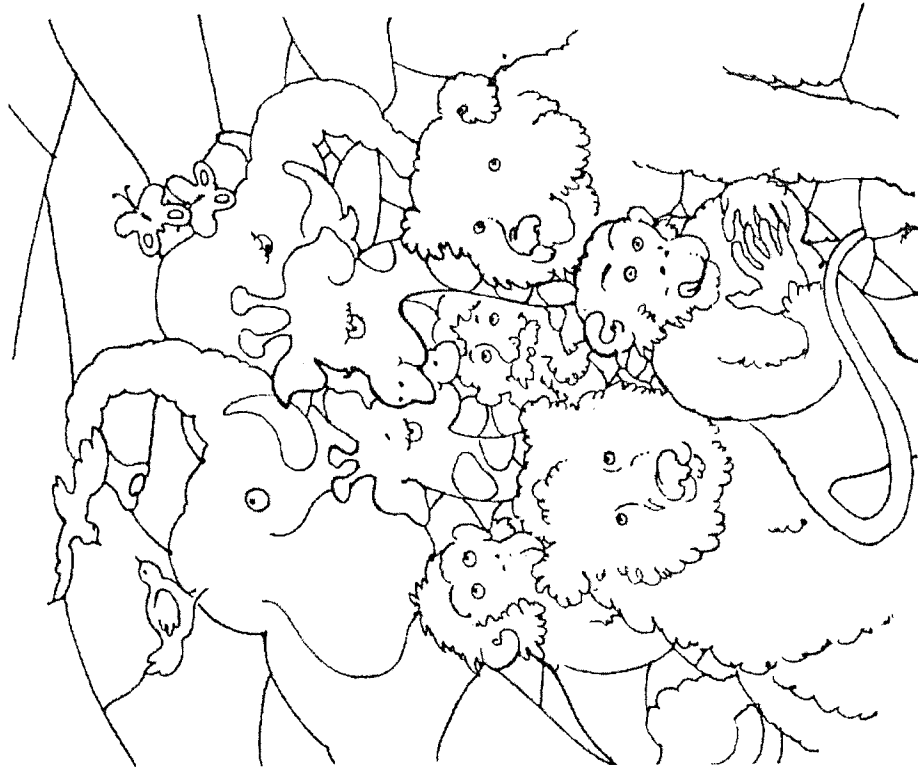
1. Red
2. Dark Blue
3. Blue
4. Orange
5. Dark Green
6. Light Gray
7. Tan
8. Yellow
9. Brown
10. Dark Gray
11. Violet
12. Light Green
13. Sky Blue

WHERE'S NOAH?

Scripture: Genesis 6-9

Hidden Picture (Ages 6-8)

Oh no! There are so many animals on the ark that Noah is lost. Can you locate him?



WHAT APPEARED?

Scripture: Genesis 6-9

Crossword Puzzle (Ages 8-12)

Use your Bible to find the answers to this puzzle.

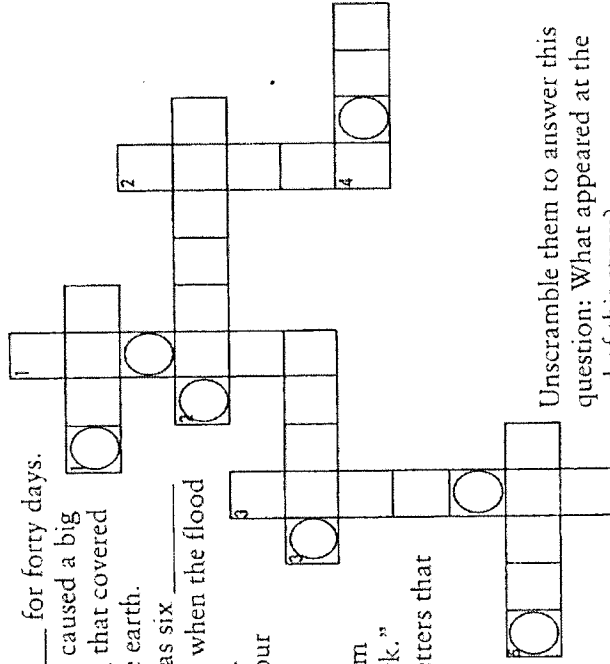
Across

1. God told _____ to build an ark.
2. Noah filled the ark with _____.
3. Noah worked hard to _____ the ark.
4. When the _____ returned, she brought back an olive branch.
5. The ark floated on the _____ during the storm.

Down

1. It _____ for forty days.
2. The rain caused a big _____ that covered the entire earth.
3. Noah was six _____ years old when the flood occurred.

Illustrate your paper with pictures of animals from "Noah's Ark." Write the letters that are circled.



Unscramble them to answer this question: What appeared at the end of this story?

What does it remind us of? _____

WHAT APPEARED IN THE SKY?

Scripture: Genesis 6-9

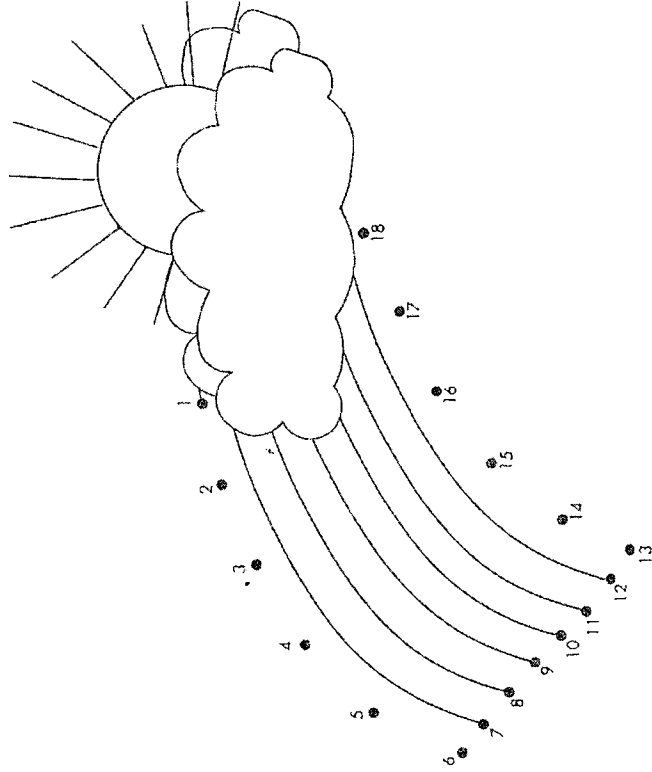
Dot-to-Dot (Ages 3-6)

Can you follow the numbers that connect the dots to make a picture of something in the Bible? Color your picture.

Things to talk about:

What is this a picture of?



Why is it special?



Water covered the land and mountain tops. The only survivors were Noah, his family, and all the animals aboard the ark. Over a year after the flood began, the water level dropped and Noah touched down on dry land. His family and the animals were the only creatures on earth!

Use this chart to decode Noah's message.

- A=14 N=16
- B=28 O=19
- C=31 P=11
- D=18 Q=30
- E=25 R=35
- F=32 S=24
- G=10 T=21
- H=22 U=13
- I=27 V=26
- J=33 W=23
- K=12 X=17
- L=20 Y=34
- M=15 Z=29





Mosaic Rainbow

Genesis 9

The beautiful rainbow is our reminder of God's covenant to us that the earth will never be flooded again. Children will love creating their own colorful mosaic rainbows by simply tearing construction paper and gluing it onto their pattern.

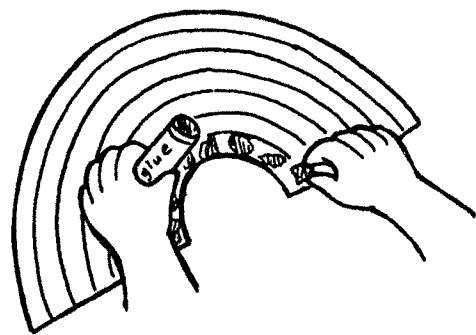

Materials Needed:

- * Pink, red, orange, yellow, green, blue and purple construction paper
- * Gluesticks
- * Paper punch
- * Yarn
- * Card stock
- * Scissors



Directions:

1. Copy the rainbow pattern found on page 16 onto card stock for each child. Cut out the rainbow pattern along the dotted lines.
2. Have children tear construction paper into little pieces. Remind them that they will be gluing the colored pieces onto their rainbow. Keep the paper in piles according to color.
3. Using gluesticks, glue each piece of paper to the rainbow according to color.
4. When the rainbow is totally filled with colored paper, use the paper punch to make a hole in the top center of the rainbow for hanging.
5. Cut yarn into length desired, thread through hole, and tie to create a loop for hanging.
6. Hang each child's rainbow and remind them that this is God's promise to each of us.



2. Keep the paper in piles according to color.

3. Glue each piece of paper to the rainbow according to color.

Mosaic Rainbow Pattern

